

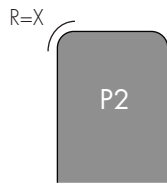
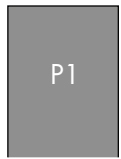
Flush Pull - Standard Edge Profile

- Standard pricing applies to these 'P' Profiles and they are available on all flush pull products.
- Flush Pulls have a standard flange thickness of 2mm.

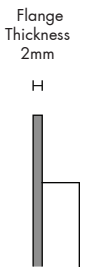
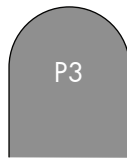
To order:

Step 1: Select product code of flush pull, flush bolt etc e.g 1861-L-4C

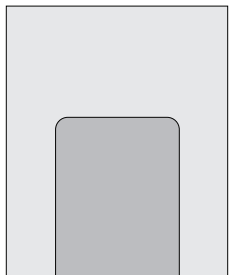
Step 2: Specify outer profile shape P1 - P3. Code become 1861-L-4C (P1)



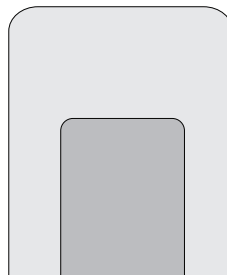
32W - X = 5
38W - X = 7
44W - X = 9
50W - X = 10



P1
Square



P2
Corner Radius



P3
Round

