

Flush Pull with Variable Edge Detail 'VED'

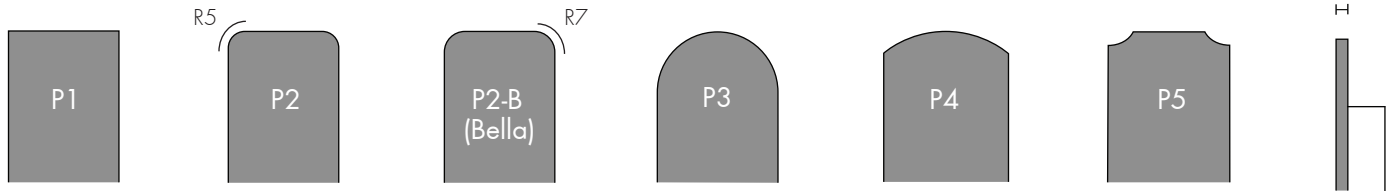
(Surcharges apply to these options)

- These Variable Edge Detail options can only be applied onto 44 or 50mm wide products.
- Flange thickness is up to 3mm on VED product (standard is 2mm). Ensure the flange will allow clearance in pocket door applications.
- Refer to the individual options for profile and edge detail compatibility.

To order:

Step 1: Select product code of flush pull, flush bolt etc e.g 1861-L-4C

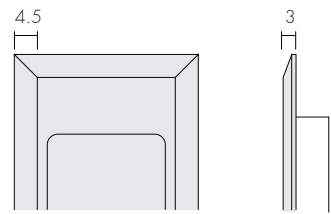
Step 2: Specify outer profile shape P1 - P5. Check the compatibility of the profile with the VED as listed



Step 3: Specify the 'VED' code becomes e.g 1861-L-4C 'P2 - V1'

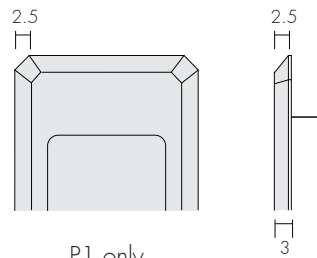
Variable Edge detail 'VED' options

V-C Face chamfer



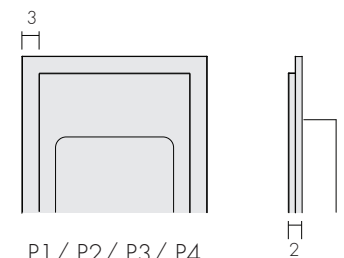
P1 / P2 / P3 / P4

V-D Regent edge



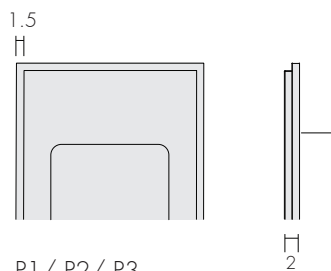
P1 only

V1 Step down



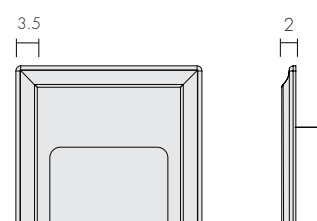
P1 / P2 / P3 / P4

V2 Narrow step down



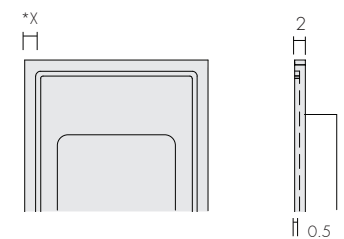
P1 / P2 / P3

V3 Traditional



P1 / P2 / P3 / P4

V5 Groove



P1 / P2 / P3 / P4

* 'X' is determined by flush pull width