

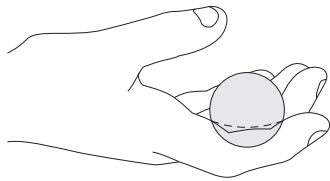
Cabinet Knobs - Stop

745 & 746 ranges feature a flanged mounting collar which is fastened to the door with two screws. The knob is attached to the mounting collar with a socket set-screw on the underside.

* Dimensions the same as standard in that series.

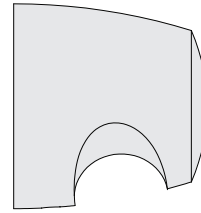


S2



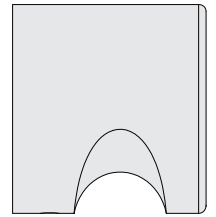
Cross Section of Stop Knobs Showing Contoured Finger Recess

A unique detail of these knobs is that the finger recess is machined in a curved path. This softens the edge at each end providing a comfortable grip. This detail can be applied to custom made knobs of a cylindrical style with a flat or radius end. Contact chant to discuss your requirements.

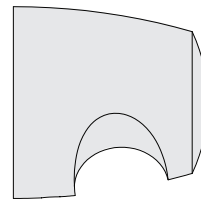


745

Dia. 53mm
Proj. 50mm

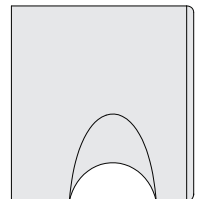


745-S2*



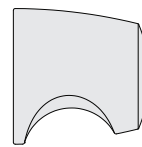
746

Dia. 50mm
Proj. 50mm



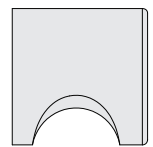
746-S2*

47mm

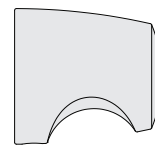


751

Dia. 35mm
Proj. 35mm

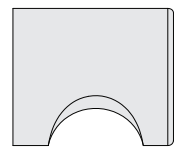


751-S2*

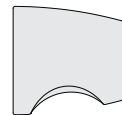


751b (allows BTB with 751)

Dia. 35mm
Proj. 38mm

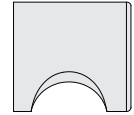


751b-S2*

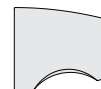


752

Dia. 28mm
Proj. 30mm

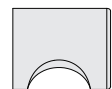


752-S2*



753

Diameter 22mm
Projection 25mm



753-S2*