

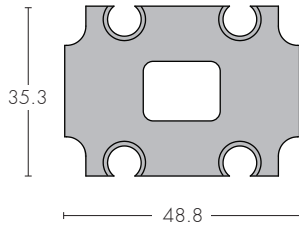
Aluminum/ Stile - Guide Blocks

Designed to support and guide rods/bolts in aluminium and steel sections. Guide blocks are fastened using M8 grub screws by binding into the section to secure it in place.

Guide blocks can be custom made to suit your required sections, please contact us for more information.

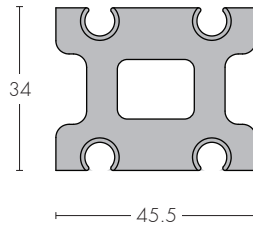
4305 - 0001

Metro - 02610
Architectural - 08900



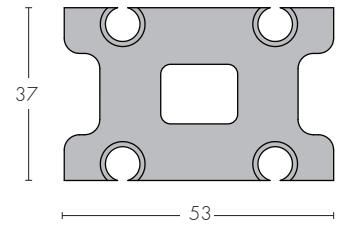
4305 - 0002

APL



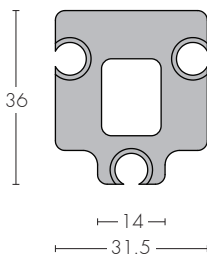
4305 - 0003

Origin 05130 -15mm offset



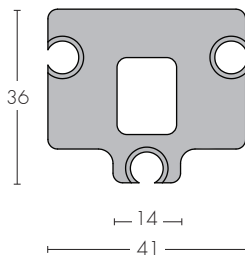
4305 - 0004

Intext TJ312 Section
Architectural - 08900

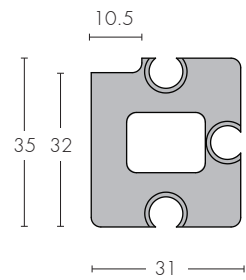


4305 - 0005

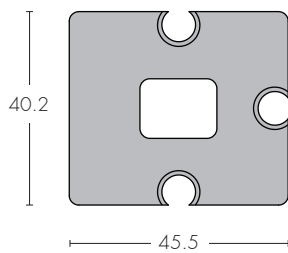
Darley Alum TJ312



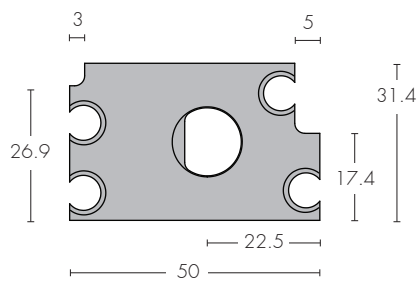
4305 - 0006



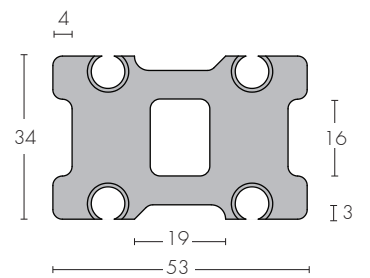
4305 - 0007



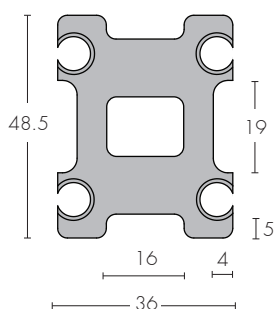
4305 - 0008



4305 - 0009



4305 - 0010



4305 - 0011

