

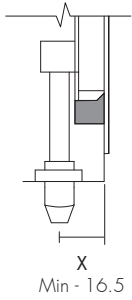
Flush Bolt - Round Bolt

This product has been designed to provide contemporary flush locking systems for conventional, bifold and sliding doors.

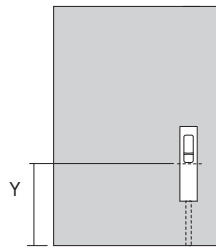
- Solid brass construction
- 20mm / 40mm throw
- Adjustable offset block - 16.5 - 30mm
- Rod kit included up to 1.5m

Offset

Adjustable Offset - 16.5 - 30mm

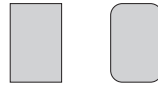


Product Position



Y dimension determines the rod length supplied, based on placement of center line of product.

Profile Options



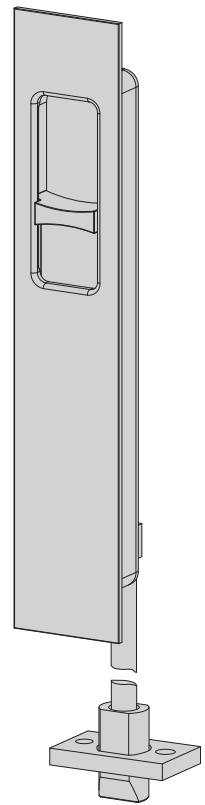
P1

P2



P3

(Surcharge Applies)



Ordering

- 1 Select length/width and throw e.g 2031 - 3
- 2 Specify top profile shape on order form P1 - P3
- 3 Specify Y product position on order form e.g 300mm

Length - Throw

200 - 20T

Non Locking

Width

38 2031 - 3

44 2031 - 4

220 - 40T

Non Locking

Width

38 2131 - 3

44 2131 - 4

Strike & Guide Options

Visit the **Bolt Strikes & Guides** section for available options