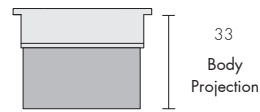


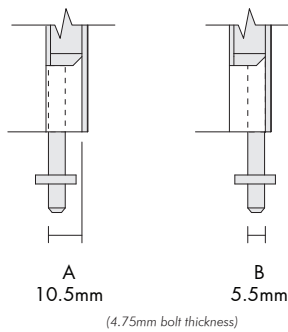
## Flush Bolt - Key - Flat Bolt

This product has been designed to provide contemporary flush locking systems for conventional, bifold and sliding doors.


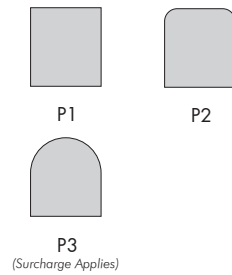
- 5 Pin C4 profile cylinder
- 20mm throw
- 10.5 / 5.5mm offsets



### Offset



### Top Profile Options



### Ordering

- 1 Select length/width and throw e.g 3101 - 3
- 2 Select offset on order form A - 10.5 / B - 5.5 e.g 3101 - 3 - A
- 3 Specify top profile shape on order form P1 - P3. Code becomes 3101 - 3 - A (P1)

## Length - Throw

225 - 20T

Key Locking

### Width

38 3101 - 3

44 3101 - 4

## Strike & Guide Options

Visit the **Bolt Strikes & Guides** section for available options