

Flush Pull Bolts - Locking

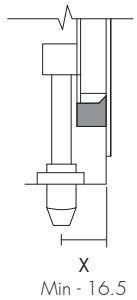
This product has been designed to provide contemporary flush locking system for conventional, bifold and sliding doors without the requirement of a lock.

- Designed & manufactured in New Zealand
- Solid brass construction
- 20mm / 40mm throw
- Adjustable offset block - 16.5 - 30mm
- Rod kit included up to 1.5m

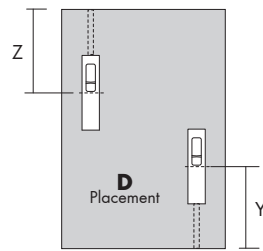
Placement & Offset

Adjustable Offset - 16.5 - 30mm

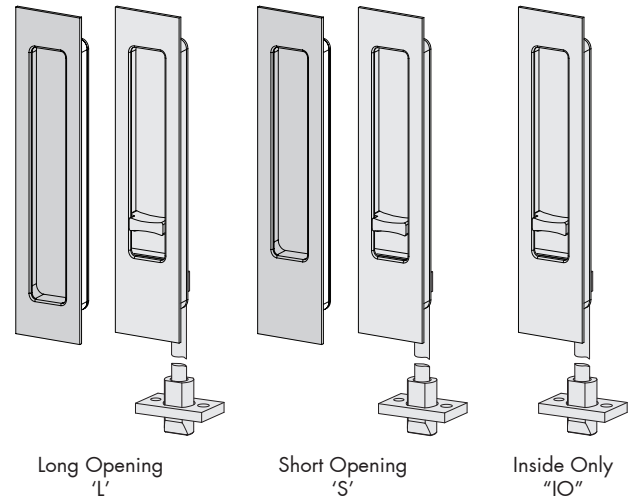
Placement - D



Product Position



Y dimension determines the rod length supplied, based on placement of center line of product.

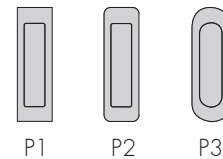


Refer to the 'Technical' PDF's for information on the flush pull dimensions and fixing detail.

Ordering

- 1 Select length/width and throw e.g 2361 - L - 3
- 2 Specify profile shape on order form P1 - P3. Code becomes 2361 - L - 3 (P1)
- 3 Select placement D.
- 4 Specify Y or Z product position on order form e.g 300mm

Profile Options



Long Opening

	Width	38	44	50
Length & Throw	200 - 20T	2361 - L - 3	2361 - L - 4	2361 - L - 5
	250 - 20T	2371 - L - 3	2371 - L - 4	2371 - L - 5
	300 - 20T	2381 - L - 3	2381 - L - 4	2381 - L - 5
	250 - 40T	2379 - L - 3	2379 - L - 4	2379 - L - 5
	300 - 40T	2389 - L - 3	2389 - L - 4	2389 - L - 5

Short Opening

	Width	38	44	50
Length & Throw	200 - 20T	2361 - S - 3	2361 - S - 4	2361 - S - 5
	250 - 20T	2371 - S - 3	2371 - S - 4	2371 - S - 5
	300 - 20T	2381 - S - 3	2381 - S - 4	2381 - S - 5
	250 - 40T	2379 - S - 3	2379 - S - 4	2379 - S - 5
	300 - 40T	2389 - S - 3	2389 - S - 4	2389 - S - 5

Inside Only

	Width	38	44	50
Length & Throw	200 - 20T	2361 - IO - 3	2361 - IO - 4	2361 - IO - 5
	250 - 20T	2371 - IO - 3	2371 - IO - 4	2371 - IO - 5
	300 - 20T	2381 - IO - 3	2381 - IO - 4	2381 - IO - 5
	250 - 40T	2379 - IO - 3	2379 - IO - 4	2379 - IO - 5
	300 - 40T	2389 - IO - 3	2389 - IO - 4	2389 - IO - 5

Strike & Guide Options

Visit the Bolt Strikes & Guides section for available options