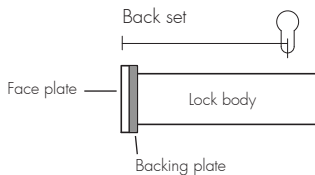


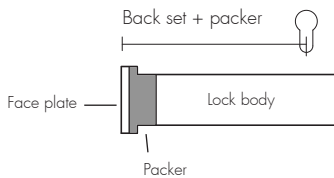
## VS Euro Locking Backset Adjustment Packers - Timber Joinery

VS Euro Locking Packers are designed to provide some flexibility of the back set which allows for adjustment of the flush pulls position, perhaps into the centre of a wider stile. The packers can be attached to the 50mm and 35mm back set products. Standard sizes are limited to 5mm and 10mm options but extended custom packers can be manufactured if required. These must be specified at the time of order as the the lock requires replacement internal parts.

### Standard Lock Design



### Packer Design



### 50 Back set (C - 50BS)

#### Packers for 1951 / 1961 / 1971 / 1981-CS

**5mm** - VSE-P-55 - 55mm back set packer (5mm)

$X = 55\text{mm} / Y = 72\text{mm}$

**10mm** - VSE-P-60 - 60mm back set packer (10mm)

$X = 60\text{mm} / Y = 77\text{mm}$

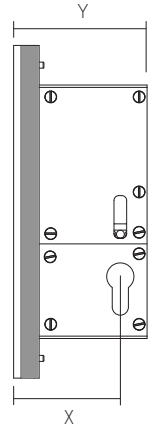
#### Packers for 1981-DC

**5mm** - VSE-DC-P-55 - 55mm back set packer (5mm)

$X = 55\text{mm} / Y = 72\text{mm}$

**10mm** - VSE-DC-P-60 - 60mm back set packer (10mm)

$X = 60\text{mm} / Y = 77\text{mm}$



### 35 Back set (B - 35BS)

#### Packers for 1951 / 1961 / 1971 / 1981-CS

**5mm** - VSE-P-40 - 40mm back set packer (5mm)

$X = 40\text{mm} / Y = 57\text{mm}$

**10mm** - VSE-P-45 - 45mm back set packer (10mm)

$X = 45\text{mm} / Y = 62\text{mm}$

#### Packers for 1981-DC

**5mm** - VSE-DC-P-55 - 55mm back set packer (5mm)

$X = 55\text{mm} / Y = 72\text{mm}$

**10mm** - VSE-DC-P-60 - 60mm back set packer (10mm)

$X = 60\text{mm} / Y = 77\text{mm}$

