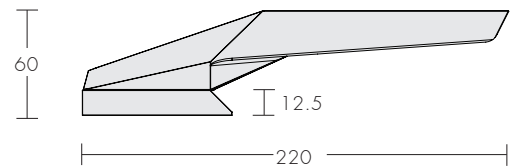
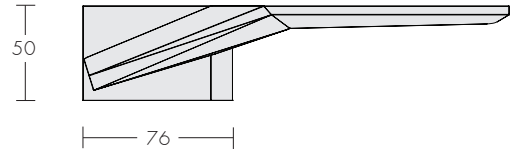


Stealth Lever on Rose

(Vertical fixing only see below)

F-55 Brass base metal



Technical

Handing Information

- Levers on rose are non reversible.
- For pairs of handles specify handing as viewed from the external (or perceived external) or outside of the door, ie. Handles on the left edge of the door are LH, handles on the right edge are RH. Single handles should be handed as viewed.

Products are available in an extensive range of finishes, see the finishes section for details.

Fixing Information (Vertical Fixing Only)

- Single handles can be surface fixed & back fixed
- Pairs of handles are tie screw fixed

Tubular latches

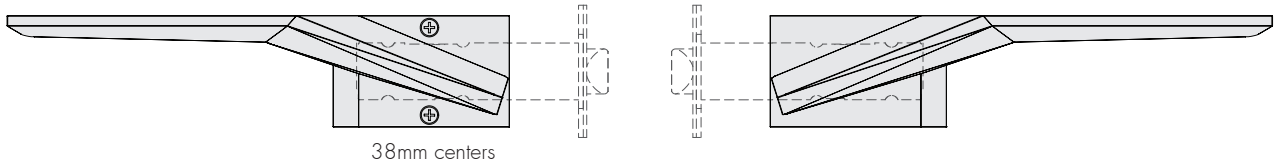
Back to back tie screw fixed
Fixings visible inside, concealed outside

Accurate/Vincard or Similar Locks

Vertical fixing above and below the spindle

Note - Custom adaptor plates need to be made to fit locks with standard horizontal fixings or use long plate furniture.

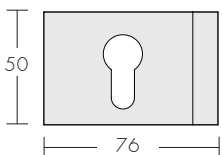
Passage Configuration



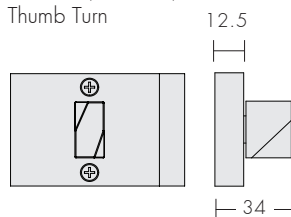
Only available as vertical fixing as shown

Escutcheon Series

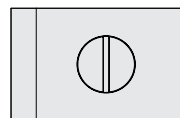
F-103- (LH or RH)
Euro Escutcheon



F-101- (LH or RH)
Thumb Turn



F-102- (LH or RH)
Emergency Turn



Handing of escutcheons

Specify with handing eg: F103-LH

