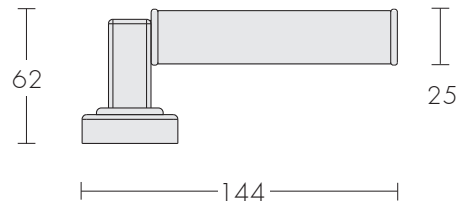



## Cylinder Lever on Plate

5251 - 38mm, 30 series (P1-B)



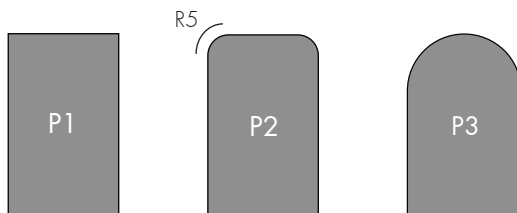
\*Shown in SCPV on P1-B Rose



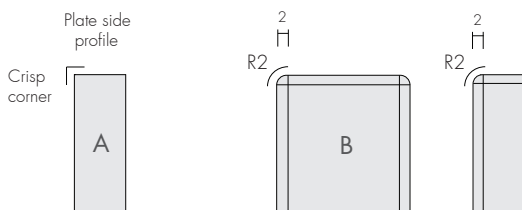
### Typical Plate Options:

- These handles are suited to all plate sizes.

- Profile, P1.



- Edge detail, A and B.



- Variable edge detail (VED) is also available, surcharges apply.

### Technical

#### Handing Information

- Always specify handing at the time of order.
- Levers on 32 and 38mm plates are not reversible without dis-assembly.
- Symmetrical levers on 44 and 50mm plates are reversible.
- For pairs of handles specify handing as viewed from the external (or perceived external) or outside of the door, ie. Handles on the left edge of the door are LH, handles on the right edge are RH.
- Singles should be handed as viewed.
- Handles are available as fixed, specify (F).

#### Mounting Information

- Handles are available in pairs back to back, or, surface and back fixed singles. See the '**Plate Mounting Options**' in '**Technical Documentation**'
- Internal and surface fixed handles are semi-concealed fixed with socket set screws onto the mounting collars and a small cover plug at the top.

Products are available in an extensive range of finishes, see the finishes section for details.