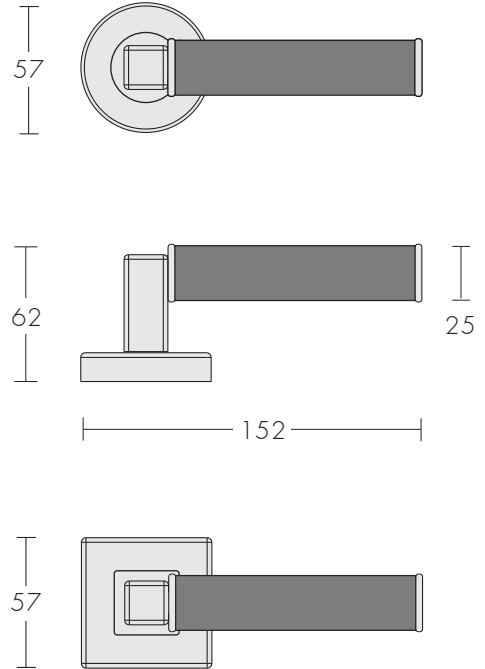


Cylinder Timber Lever on Rose



*Shown in SCPV on L Rose

5253



Technical

Handing Information

- Levers on rose are reversible.
- For pairs of handles specify handing as viewed from the external (or perceived external) or outside of the door, ie. Handles on the left edge of the door are LH, handles on the right edge are RH.
- Singles should be handed as viewed.

Rose & Fixing Information


- 38mm fixing centres are standard.
- 41mm rose fixing centres are available for Lockwood locks.
- Low rose option (38mm centres only), refer to the technical information for full dimensions.
- Single handles can be surface fixed or back fixed.

Products are available in an extensive range of finishes, see the finishes section for details.

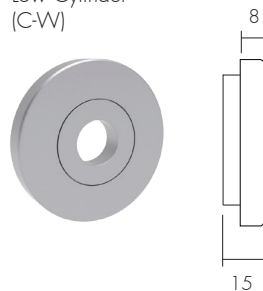
Contact us to discuss available leather options.

Rose options:

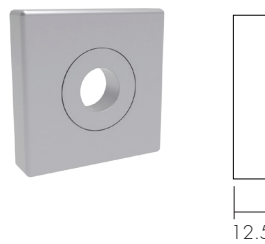
Cylinder (C)



Low Cylinder (C-W)



Line 2 (L2)



Low Line 2 (L2-W)

