

# Royal - Knob

873

- Solid brass construction
- Concealed mounting
- Sprung roses & plates



## Rose Styles & Options

Recommended rose pairing - Traditional 2 (T2)

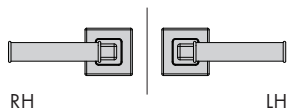
Available on a range of rose styles, visit the **Rose & Plate Technical** section on the lever page for more information.

### Mounting Information

- 38mm fixing centres are standard.
- 41mm rose fixing centres are available for Lockwood locks.
- Handles are available in pairs, back to back, surface or back fixed singles and fixed/dummy lever options specify (F)

See the 'Rose Mounting Options' in 'Technical Documentation'

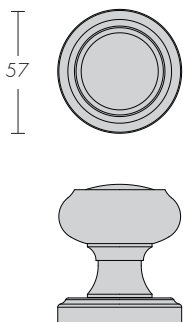
### Handing Information



- Handing as viewed from the external or perceived external.

For more detailed information visit the **Technical Documentation** section on the knob page.

## Dimensions



## Plate Styles & Options

Recommended plate style - Marua (50 x 220)

Available on a range of plate styles & configurations, visit the **Rose & Plate Technical** section on the lever page for more information.

### Mounting Information

- Handles are available in pairs back to back, surface or back fixed singles.
- Internal and surface fixed handles are semi-concealed fixed with socket set screws onto the mounting collars and a small cover plug at the top.


See the 'Plate Mounting Options' in 'Technical Documentation'

### Finishes

Available in an extensive range of finishes, visit the **Finishes** section for more information.

Chant products are hand finished so minor size and finish variations can occur.

## Projection



Rose / Plate

X = 65.5

Rose Low

X = 61\*

(+ 7mm base projection into door)