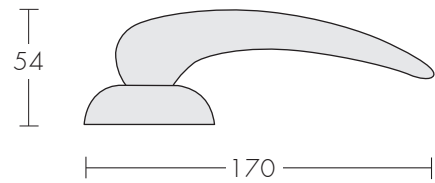
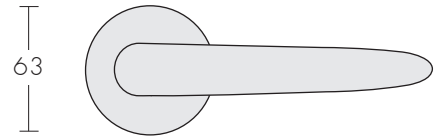


## Rib Levers on Rose



\*Shown in SCPV

PM44



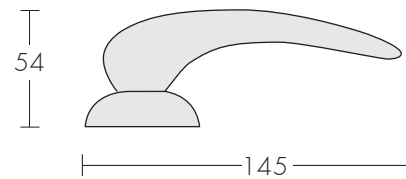
### Technical

#### Handing Information

- Levers on rose are reversible.
- For pairs of handles specify handing as viewed from the external (or perceived external) or outside of the door, ie. Handles on the left edge of the door are LH, handles on the right edge are RH.
- Singles should be handed as viewed.

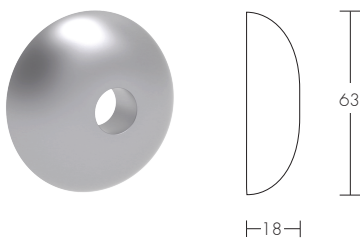
Products are available in an extensive range of finishes, see the finishes section for details.

PM45



### Rose Information:

PM44



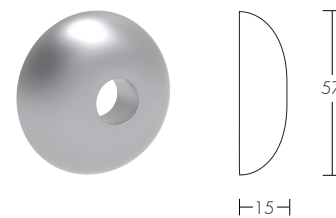
A Rose - 50.8mm fixings at 45 degrees  
- Legge 990 & Lockwood 3500 series

B Rose - 39.5mm horizontal fixings  
- Euro locks

C Rose - 39.5mm vertical fixings  
- Euro locks

D, E, F, G - Miscellaneous see technical page

PM45



H Rose - 38mm horizontal fixings

I Rose - 38mm vertical fixings

J Rose - 41mm horizontal fixings

K Rose - 41mm vertical fixings