

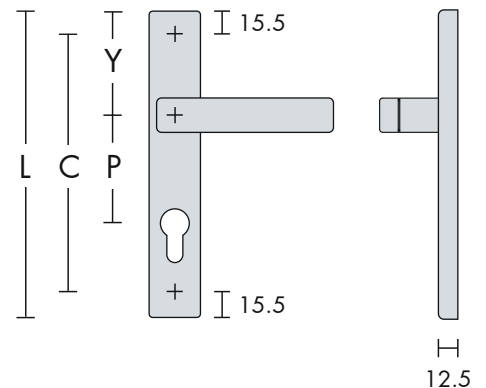
Plate Specification - Euro Locks and Plates

Guide for ordering

① C30	② 32	③ 0/6	④ P1-C	⑤ L	ORDER CODE
Lock/Plate Series	Plate Width	Function: 0 / 6 *Specify (F) if Fixed (e.g 0F/6)	Plate Profile and Edge detail	Handing	C30 - 32 - 0/6 - P1-C - L

① Lock & Plate Length Pairing (Select lock & plate series e.g. C30)

Passage function - Long plates - Levers require lock reference information as this detail determines the lever position on the plate. Specify function codes '0/5' for the function itself.




Latch or Lock Type	Centres 'P'	Plate Series Options
A Tubular Latch for short plate	-	10
B Jackson	55.5mm	20 / 30
C Chant, Hafele, Dorma, FSB, JADO	72mm	30 / 40 / 60
D Hafele Privacy	78mm	
E Euro 85	85mm	40 / 60
F Ozi Lock - Internal thumb turn & euro	85mm	

Series	Length 'L'	Lever Position 'Y'	Fixing Centres 'C'
10	112mm	56	81
20	175mm	55	144
30	191mm	61.5	160
40	220mm	79.5	189
60	300mm	120	269

Multipoint Locks

Refer to the 'Non-standard Euro Locks and Plate' page for more information and ordering

② Plate Width Options



③ Select Plate Function and Fixing Information (e.g order 0/6 where '0' = Passage outside and '6' = Euro Cylinder inside)

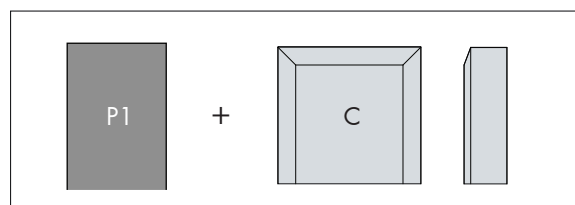
Specify (F - fixed lever) after the plate function if you required a fixed Lever, or stipulate in the 'handing' field of the Order Form.

Outside function - back fix plates concealed fixing				Inside function - surface fix plates semi concealed fixing			
0	1	2	3	5	6	*8	9
Passage	Euro	Recess E-Turn	E-Turn	Passage	Euro	Thumb Turn	Ozi-Lock 1 *40 Series length minimum

(*8) Thumb turn to suit - Chant cylinder / turn adaptor
- Euro Lock with inserted cam adaptor

④ Select edge detail & profile

Select from list, Standard or 'VED' sheet



⑤ Specify handing

L for Left hand and R for Right hand.
Refer to the Chant handing sheet for more information

