

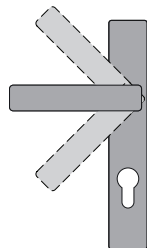
Plate Specification - Multipoint Euro Locks - 85 C

chant

Guide for ordering

| ① MP4 | ② 32 | ③ 1/6 | ④ P1 - B | ⑤ R | ORDER CODE |
|-------------------|-------------|-----------------|-------------------------------|---------|---------------------------|
| Lock/Plate Series | Plate Width | Function: 0 / 6 | Plate Profile and Edge detail | Handing | MP4 - 32 - 1/6 - P1-B - R |

① Lock & Plate Length Pairing



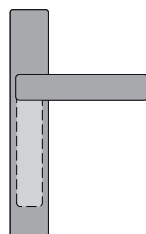
MP4 - 4 Point Lock

The lever is positioned horizontally and operates upwards to throw the bolts and returns to the horizontal position.

The lever then operates downwards to withdraw the bolts and latch and returns to the horizontal

Assa Abloy 4 Point Optimum

8mm Square Spindle

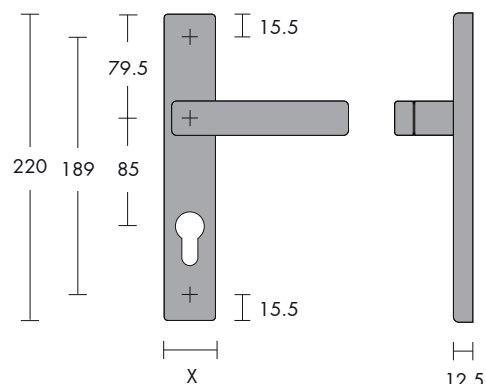


TB2 - 2 Point (Twin Bolt)

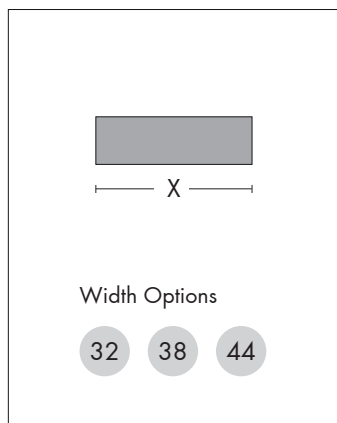
Secondary leaf

The lever handle has a detent mechanism and operates from the horizontal to the vertical position.

Assa Abloy 4 Point Optimum



② Plate Width



③ Select Plate Function and Fixing Information

(e.g order 1/6 where '1' = Euro Cylinder outside and '6' = Euro Cylinder inside)

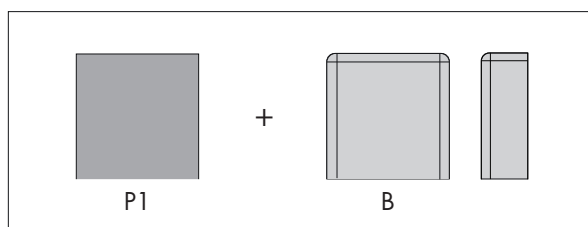
| Outside Function <i>Back fixed plates concealed fixing</i> | | Inside Function <i>Surface fix plates semi concealed fixing</i> | | |
|---|------|--|------|------------|
| 0 | 1 | 5 | 6 | 8 |
| | | | | |
| Passage | Euro | Passage | Euro | Thumb Turn |

Function 8

Suit Chant cylinder turn adaptor / Privacy 8mm Hub

④ Select edge detail & profile

Refer to plate Furniture - Standard Profile & Edge Detail Information



⑤ Specify handing

Refer to the Chant handing sheet for more information

