

# Mortise Roller Locks

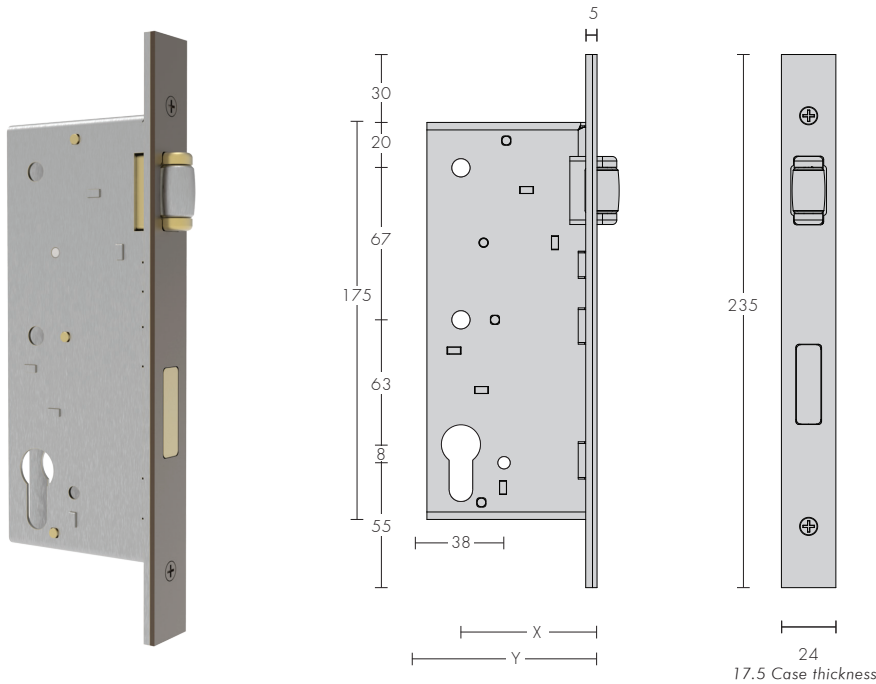
Mortise roller lock products have been designed for all door types including narrow stile. Roller locks are ideal when used in conjunction with pull handles, allowing for free access when the door is unlocked.

Designed and manufactured in New Zealand from 316 grade stainless steel and brass for corrosion resistance.

- Single turn, 15mm bolt throw
- 8mm square spindle hub
- Roller adjustment for projection & pressure

To assist in securing large and heavy doors, and doors subject to wind, yet allow free access through the door while unlocked.

Note: This product is not ideal in high wind areas



### Privacy Turn Function (P)

These have an 8mm square hub fitted in place of a profile cylinder.

Standard	Privacy
1050 - 45	1050 - 45 - P
1050 - 60	1050 - 60 - P
1050 - 70	1050 - 70 - P

Backset X	Case Depth Y
45	67
60	82
70	92

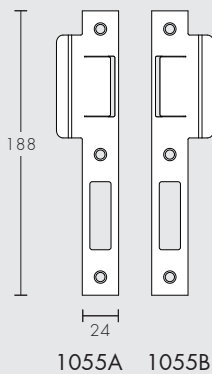
## Strikes Options

All strikes include strike dust boxes

Strikes are handed to allow the lip to wrap around the edge of the jamb.

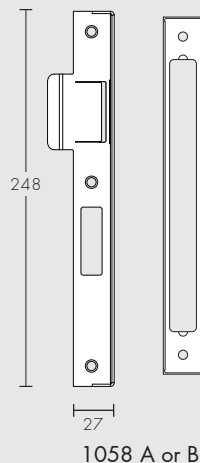
Standard strikes measure 20mm from the lock centre-line to the bend of the 10mm lip.

### Standard Strike



### Rebated Strike Kit

Includes Lock Packer



## Extended Strikes

Extended strikes go beyond the standard length.

Z measurement available in 25, 30mm

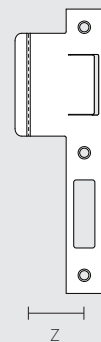
Custom sizes are available on request (surcharge applies)

### Extended Strike

1056A / 1056B

### Extended Strike - Rebated

1059A / 1059B



### Extra Security Strike Packer

#### 1039

Sits behind strikes fixed using 2 x 10G screws to add strength to the jamb holding the bolt.

