

Mortice Latch Faceplate - Angled/Tapered

Suits 60mm, 70mm & 90mm Backset Locks on centre line

A Handing Faceplate

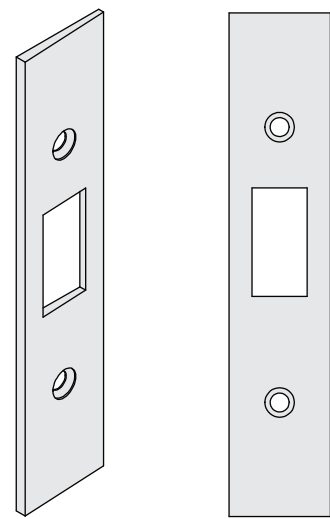
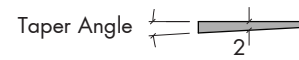
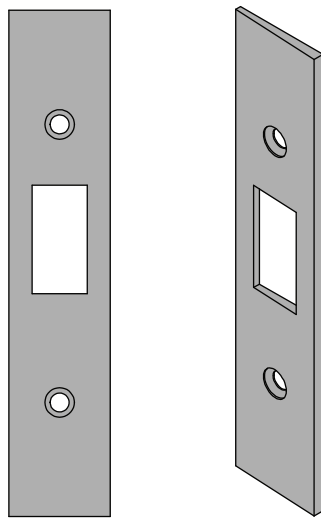
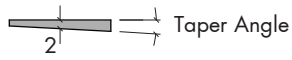
15 - 0005 - A 3 Deg Taper

15 - 0006 - A 4 Deg Taper

B Handing Faceplate

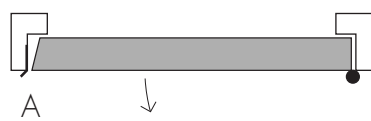
15 - 0005 - B 3 Deg Taper

15 - 0006 - B 4 Deg Taper



The "Chant" Handing of Tapered Faceplates & Strikes

Doors that open OUT

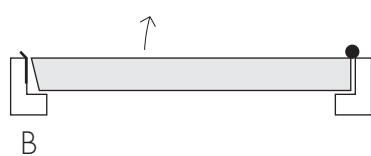


Inside

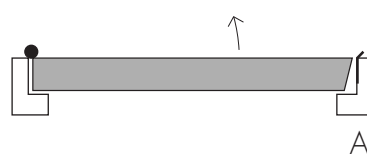


Outside

Doors that open IN



Inside



Outside