

### Mortice Lock Faceplate - Angled/Tapered

Suits 60mm, 70mm & 90mm Backset Locks on centre line

#### A Handing Faceplate

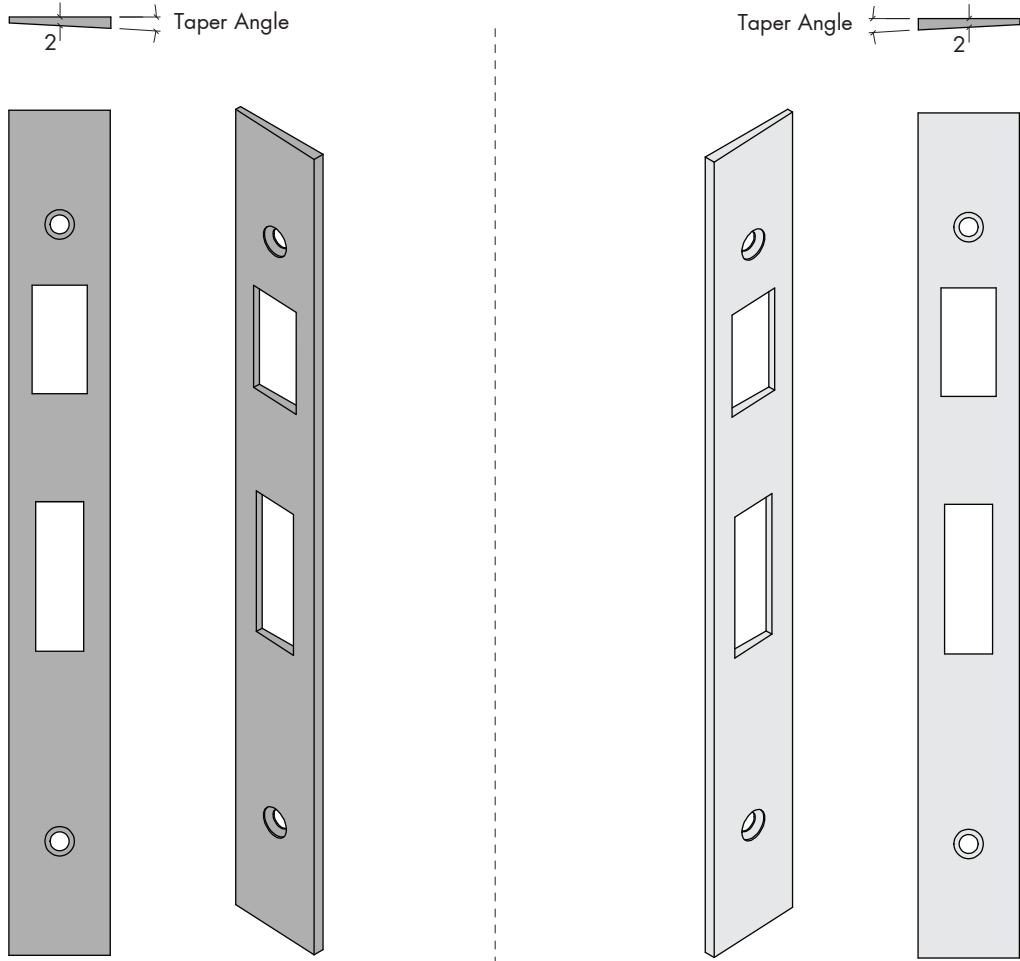
15 - 0001 - A 3 Deg Taper

15 - 0004 - A 4 Deg Taper

#### B Handing Faceplate

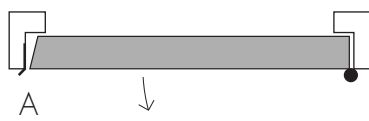
15 - 0001 - B 3 Deg Taper

15 - 0004 - B 4 Deg Taper

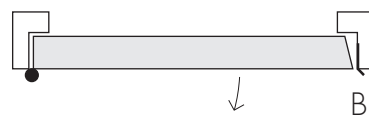


### The "Chant" Handing of Tapered Faceplates & Strikes

Doors that open OUT

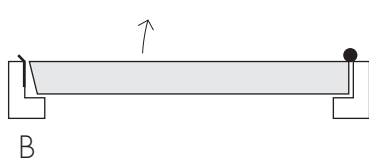


Inside

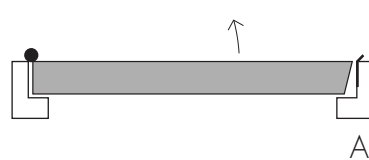


Outside

Doors that open IN



Inside



Outside