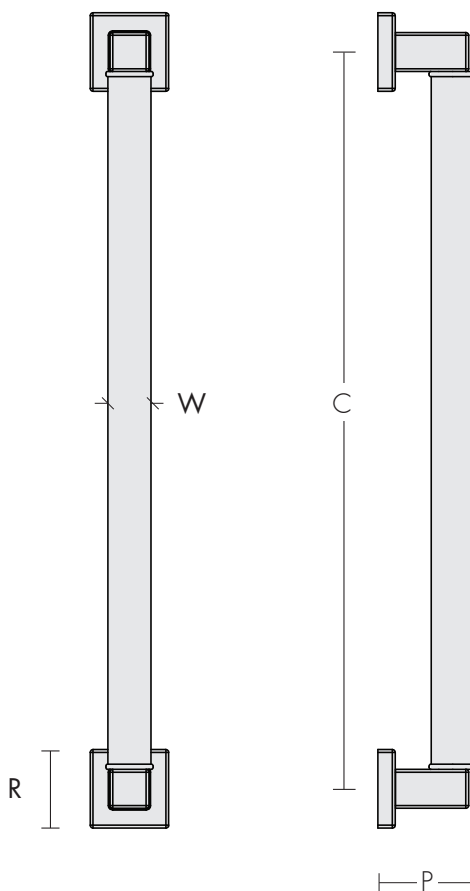


Cylinder Pull Handles (Rosette)



*Shown in SCPV



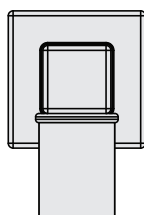
Code	Fixing Centres (C)	Width (W)	Projection (P)	Rosette (R)
5241-R	450, 600, 750, 900, 1100	32	70	57
5242-R	300, 450, 600	25	67	50

Specify handle centres and rosette type at the time of ordering.

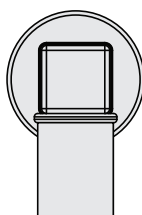
eg. 5241-R-450 'L' (for 450mm centres with 'L' style rosette)

Rosette Style

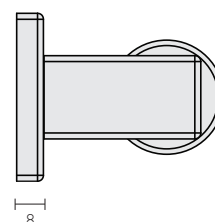
L



C



Top Projection



Refer to the 'Mounting Options' Technical page for fixing information.

Products are available in an extensive range of finishes, see the finishes section for details.