

Handing of Handles

A Technical view

The world has a variety of practices for the handing of door handles. We adopt the following method:

Handing is necessary in the following situations:

- When lever handles are to have their visible-fixed side on the inside, and the concealed-fixed side on the outside
- When lever handles are asymmetrical, i.e. cannot be reversed
- When lever handle back plates have different functions on each side of the door, i.e. lock cylinder on one side, thumb turn on the other
- Pull handles that are asymmetrical (not mirrored around the centreline)

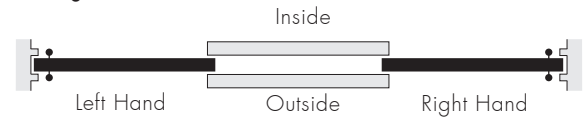
We do not consider where the hinges are, as some doors do not have hinges. Our terminology applies to doors that swing out, swing in, slide to the left or to the right.

'Outside' is generally the outside of the building, or when standing in front of a door in a;

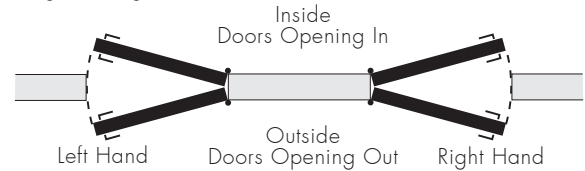
- Foyer, opening to the dining room, or lounge, or office
- hall opening to a bedroom
- bedroom opening to an ensuite
- or the most commonly viewed side
- or whichever side you choose is the 'outside'

Note: Applies to doors that open IN or OUT

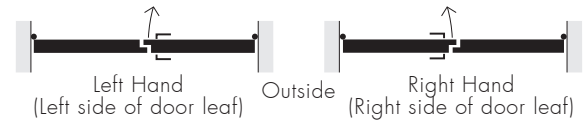
Sliding Doors



Single Swing Doors

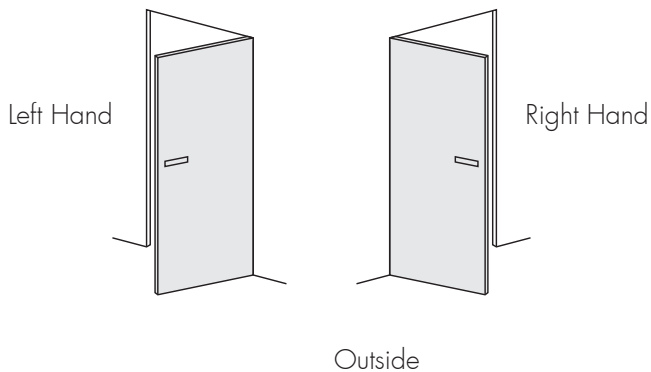


Rebated/Double Doors Doors can open in or out

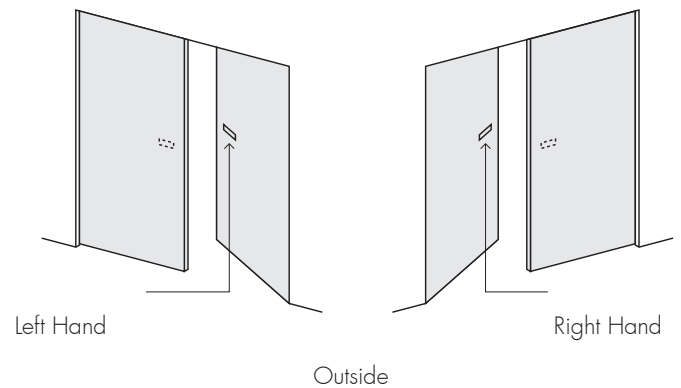


Being simplistic

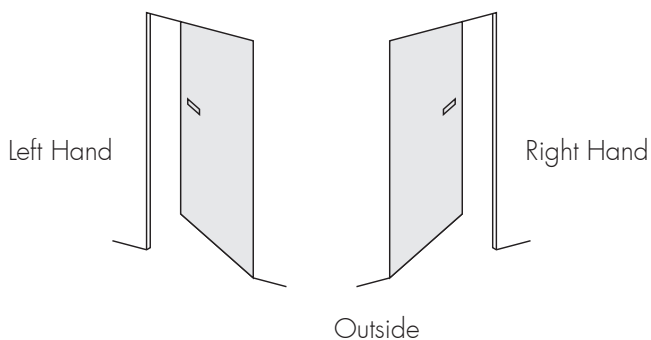
Doors that open out



Rebated/Double Doors that can open in or out



Doors that open in



Doors that slide

